

READY, SET *Staged*

THE ULTIMATE HOME STAGING SHOPPING LIST -
Great for anyone who just wants to "refresh" as well





DID YOU KNOW?

According to a survey done by the National Association of Realtors, once staged, homes spend an average of **73% less time on the market.**

Buyers decide within 8 seconds whether they are interested in a home.

Your home only gets one first impression, make it count!

*This guide is full of the best accessories for staging your home on a budget so you can take your home from staged to **SOLD!** Click the photos to shop the products!*



FIRST IMPRESSIONS



The first thing buyers are going to see is the exterior of your home and the entryway when they walk through the front door. Could yours use a little accessorizing or sprucing up?

ENTRYWAY ESSENTIALS

1.



2.



3.




4.



5.



6.



1. Entryway Bench for stylish storage

2. Palms or other greenery

3. Entryway rug for added style

4. Front Door Mat - refreshing this will make your front step feel new

5. Wall Hooks for hanging your coat up in style

6. Round statement mirror

LIVING ROOM STYLE



Image: Target

The living room is where most homeowners spend the majority of their time. Create a cozy and inviting feel while also giving it a face lift by incorporating modern touches! Focus on showing how the space can be used while removing clutter and personal items such as family photos.

LIVING ROOM ESSENTIALS

1.



2.



3.



4.



5.



6.



1. Mirror - Can brighten a room and make it appear larger

2. Accent Lamp - the perfect accessory for an accent chair to create a reading nook

3. Decorative basket to store blankets, pillows or toys in style

4. Cozy blanket to drape over the couch

5. Add some greenery for a pop of color & to bring the outdoors in

6. Add curtains to living room windows for a hint of elegance

KITCHEN STYLE



They say the kitchen is the heart of the home so you don't want to forget about this room when it comes to staging your house! One rule of thumb to follow for kitchen staging in addition to the staging essentials is to clear off the countertops! Hide those blenders, toasters and dish wands! Instead, include a vase with flowers, a clean smelling candle, a bowl of fresh fruit & a bottle of wine.

KITCHEN ESSENTIALS

1.



2.



3.



4.



5.



6.



1. Kitchen Rug - Time to swap out your old one and freshen up the kitchen

2. Glass Vase - Having a pretty vase out makes the kitchen look cheery

3. Faux Eucalyptus looks great and adds some life to the kitchen

4. Candle - Choose a seasonal scented jar candle

5. Put out a fresh new dish towel

6. Fruit Basket - Fill it with bright fruits or veggies

BATH STYLE



Bathrooms can often get neglected when it comes to preparing your house for sale. The good news is, you can easily increase your bathroom's style factor with just a few items and at a low cost too. Think white towels, a new bath mat, a potted succulent and a neutral shower curtain!

BATH ESSENTIALS

1.



2.



3.



4.



5.



6.



1. New Hand Towels - Go with white, it gives the luxury feel

2. New Bath Mat to make the bathroom feel refreshed

3. Decorative trash can to spruce up the look and feel

4. Potted plant- adding greenery to a bathroom creates a spa feel

5. Neutral shower curtain - bathroom staple

6. Decorative table for towels to set next to the bath tub (see pic on previous page)

EXTRA ESSENTIALS


1.



2.



3.



4.



5.



6.



1. Accent lighting - perfect for a desk or to add to nightstands in the Master

2. Bar Cart - Perfect for showing off a good space for entertaining

3. Tall Plant - More of a splurge but will be sure to add style to any room that needs a pop of color


4. Stylish Accent Chair - looks great for a cozy nook that needs to be utilized

5. Pouf - Extra seating or an ottoman that doubles as decor

6. Neutral Bedding - Give your Master a facelift and modern feel with neutral bedding

STAGING SHOPPING LIST

*Make a list of the items you need to shop for
before your house hits the market!*



Do you want personal suggestions on what items would work best in your home and attract the most buyers? Let's talk. Send me an email to get my best advice!

Meet your REALTOR for life!

Hello, I am Christine Oleynick, Real Estate Agent with Keller Williams Prestige Properties & Luxury International. I have a passion for helping you prep your home for sale, home staging and all things home related

Whether you're thinking about selling and wanted to get started with staging your home or you just need a little refresh, this is the guide for you! If you are thinking of putting your house on the market to move up to your dream home, or downsize, let's schedule a consultation so I can help you craft a custom plan for prepping your house for sale and give you that professional staging advice that will create the most demand!



Christine

ChristineO@kw.com
203-912-9712